



City of Palm Springs

Department of Building & Code Enforcement

3200 East Tahquitz Canyon Way, Palm Springs CA 92262

PO Box 2743, Palm Springs CA 92263

Tel 760.323-8242 P Fax 760.322.8360 P TDD 760.864.9527

www.palmsprings-ca.gov

LATTICE PATIO COVER STANDARD PLAN

2013

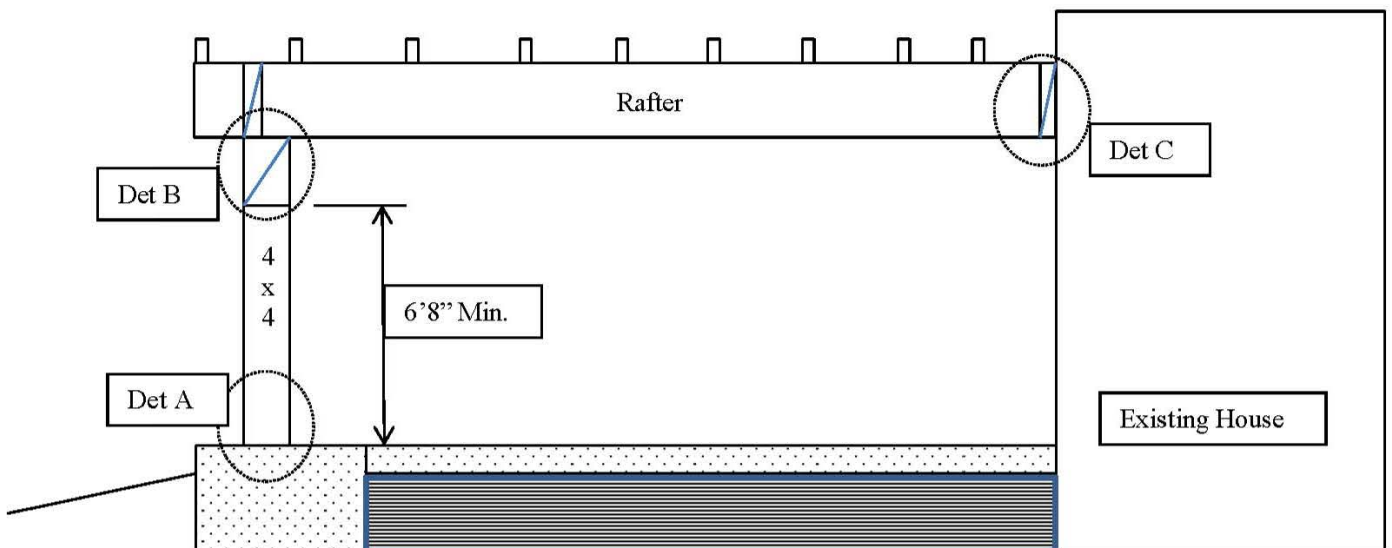
Rafter Spans (#2 DF of Better)		
Size	Space	Span
2x6	12' o.c.	19'6"
	16" o.c.	17'8"
	24" o.c.	14'10"
2x8	12' o.c.	25'8"
	16" o.c.	23'0"
	24" o.c.	18'9"
2x10	12' o.c.	26'8"
	16" o.c.	23'6"
	24" o.c.	22'11"
4x4	24" o.c.	10'0"
	32" o.c.	9'5"
	48" o.c.	7'8"
4x6	24" o.c.	15'11"
	32" o.c.	13'9"
	48" o.c.	11'3"

Header Spans (#2 DF of Better)		
Rafter Span	Header Span	Header Size
Up to 12'	8'0"	4x6
	10'0"	4x8
	11' - 16'	4x10
Up to 20'	8'0"	4x8
	10'0"	4x10
	12'0"	4x12
	14'0"	4x12

Post Footings (Min. 12" below grade)				
Rafter Span	Post Spacing (4x4 Minimum)			
	8'0"	10'0"	12'0"	14'0"
Up to 12'	12x12	14x14	14x14	16x16
Up to 16'	14x14	14x14	16x16	18x18
Up to 20"	14x14	16x16	18x18	20x20

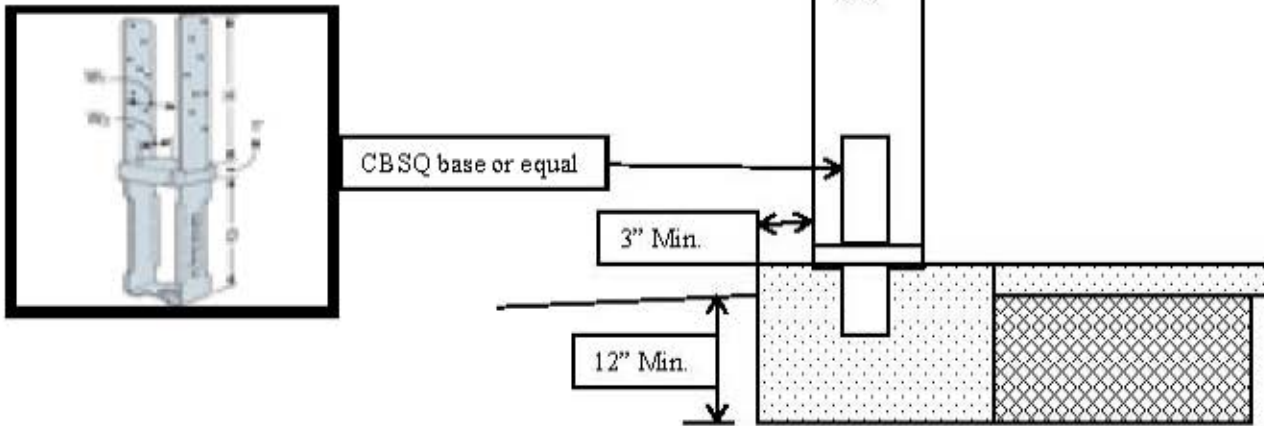
Notes:

1. This handout does not apply to roofed patio covers or decks.
2. Two 2x members may be substituted for a single 4x header. Attach through posts with two 1/2" thru-bolts.
3. Rafters connected to Headers by approved hangers or A-35 clips.
4. Rafters connected to ledger with approved hangers.
5. Where the post spacing does not exceed 6 feet, posts may rest on 3.5" concrete slab without footings. Post base is required: AB44 or equal.

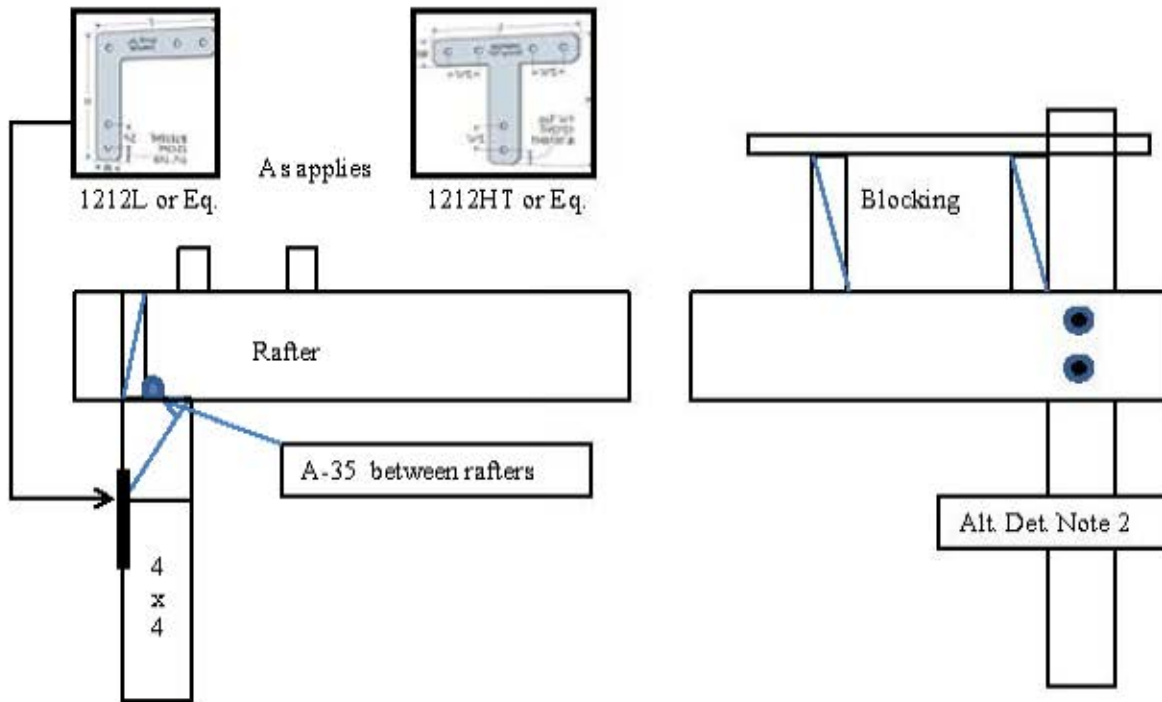


LATTICE PATIO COVER DETAILS

A Footing / Post Base



B Post Header Rafter Connection



C Wall Ledger

