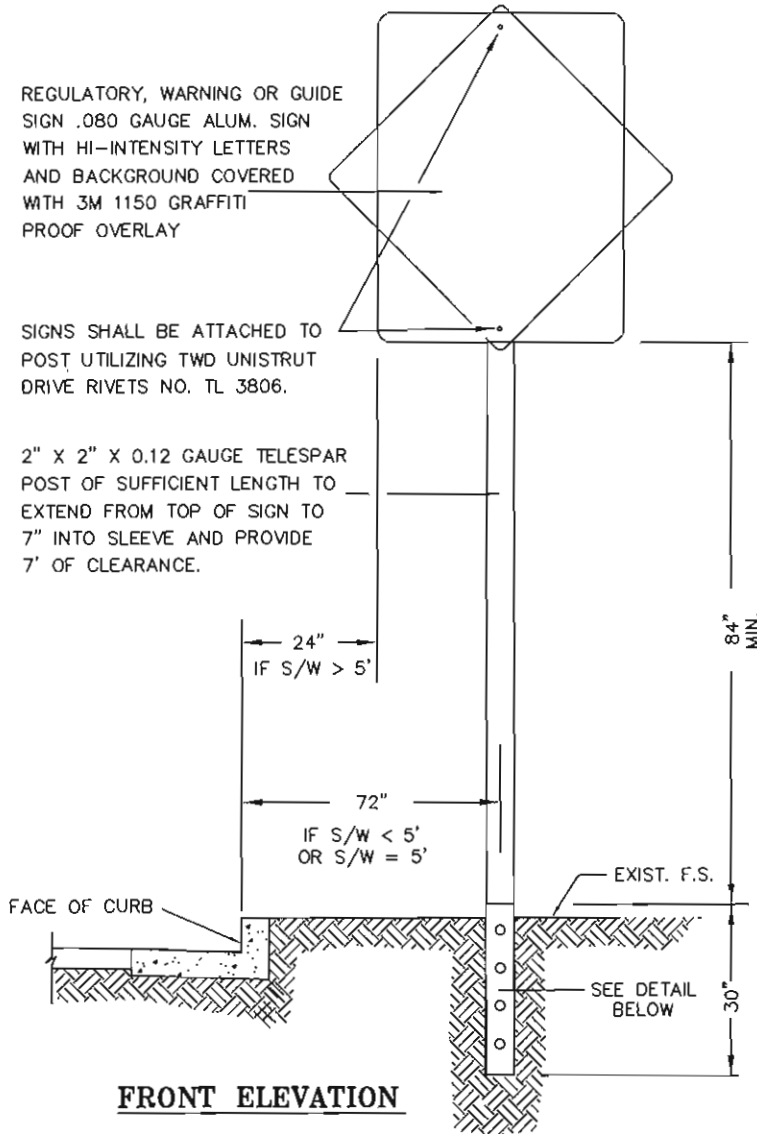


NO.	REVISIONS	APPROVED	DATE

REGULATORY, WARNING OR GUIDE SIGN .080 GAUGE ALUM. SIGN WITH HI-INTENSITY LETTERS AND BACKGROUND COVERED WITH 3M 1150 GRAFFITI PROOF OVERLAY

SIGNS SHALL BE ATTACHED TO POST UTILIZING TWD UNISTRUT DRIVE RIVETS NO. TL 3806.

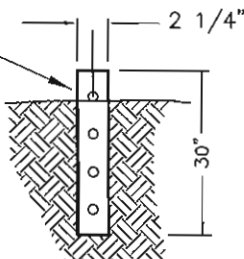
2" X 2" X 0.12 GAUGE TELES PAR POST OF SUFFICIENT LENGTH TO EXTEND FROM TOP OF SIGN TO 7" INTO SLEEVE AND PROVIDE 7" OF CLEARANCE.



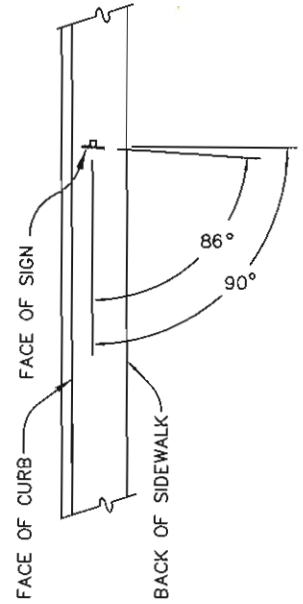
FRONT ELEVATION

2-1/4" x 2-1/4" x 30" TELES PAR SLEEVE PER POLE 3-4" ABOVE THE EXISTING SURFACE.

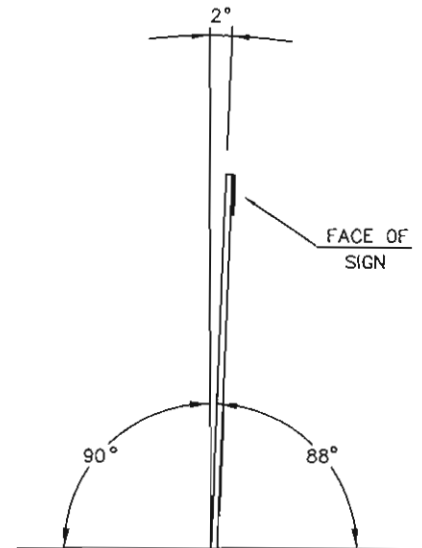
EXISTING SURFACE



POST INSTALLATION DETAIL



PLAN VIEW



SIDE ELEVATION

CITY OF PALM SPRINGS
PUBLIC WORKS & ENGINEERING DEPARTMENT

APPROVED: *[Signature]*
CITY ENGINEER

DATE: *1/2/07*
28931
R.C.E.

SIGN INSTALLATION

DRAWN BY: G.F.F.
CHECKED BY: M.L.F.

FILE NO. STANDARDS
DWG. NO. **624**