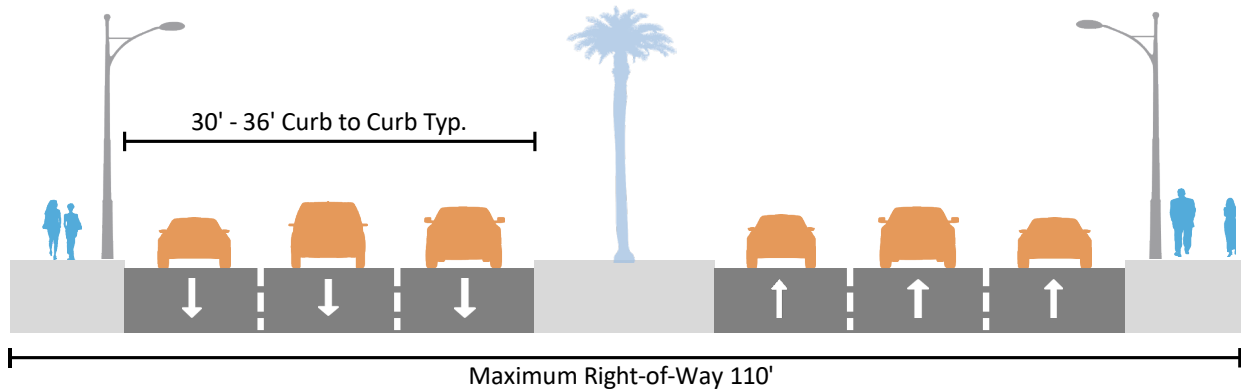
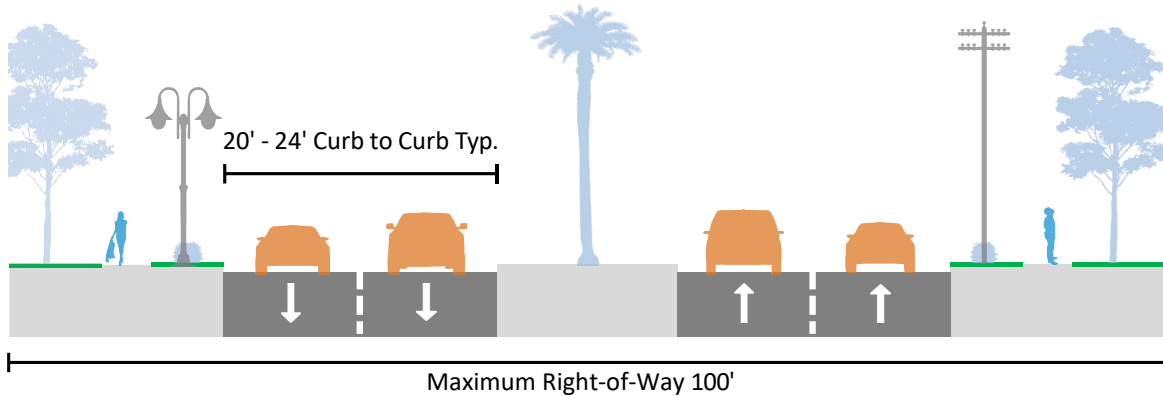


Figure 4-2: Roadway Cross Sections

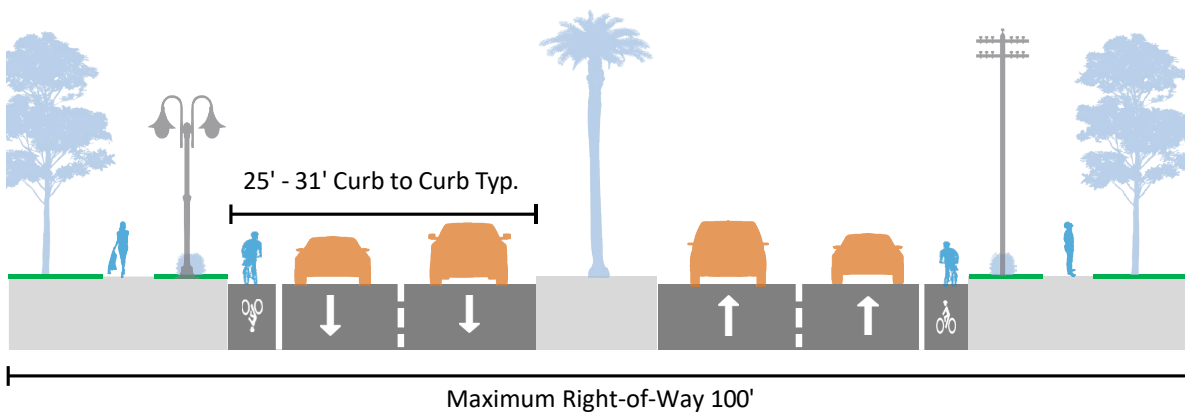
Major Thoroughfare (6-lane divided)



Major Thoroughfare (4-lane divided)



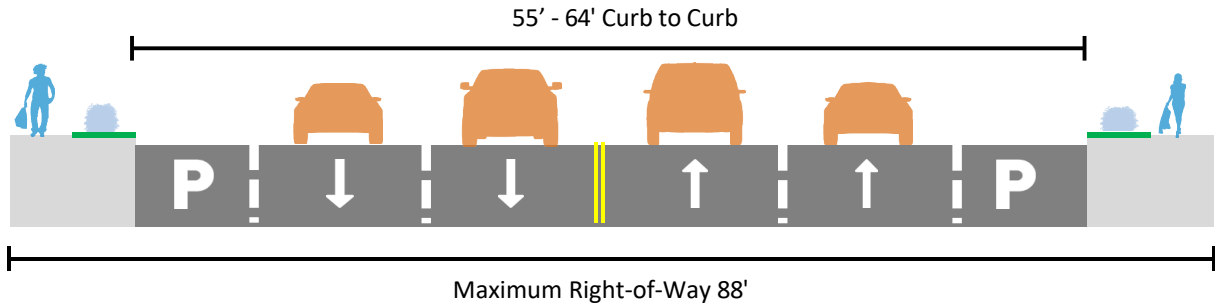
Major Thoroughfare (4-lane divided with bike lanes)



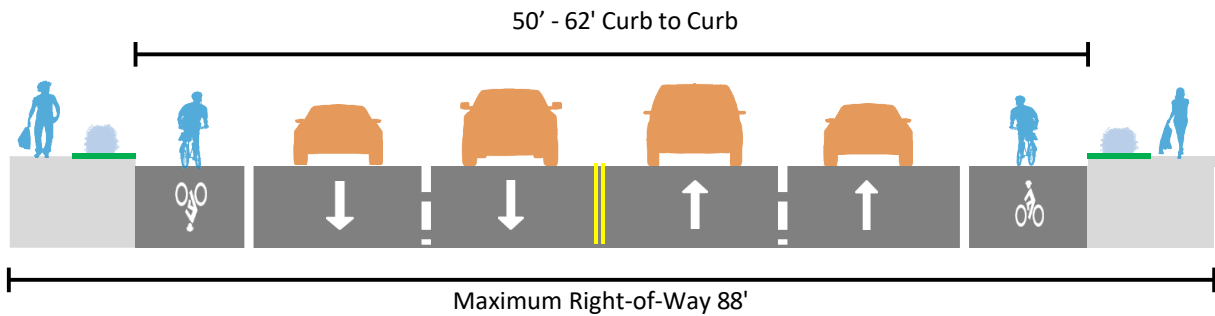
Typical Roadway Attributes								
Classification	Sub Classification	Max. Right of Way	Travel Lane	Parking Lane	Median	Bike Lane	Sidewalk	Parkway
Major Thoroughfare	(6-lane divided)	110'	10'-12'	-	12'-14'	5'-7'	5' Min.	Var.
	(4-lane divided)	100'	10'-12'	-	12'-14'	5'-7'	5' Min.	Var.
	(4-lane divided with bike lanes)	100'	10'-12'	-	12'-14'	5'-7'	5' Min.	Var.

Figure 4-2: Roadway Cross Sections

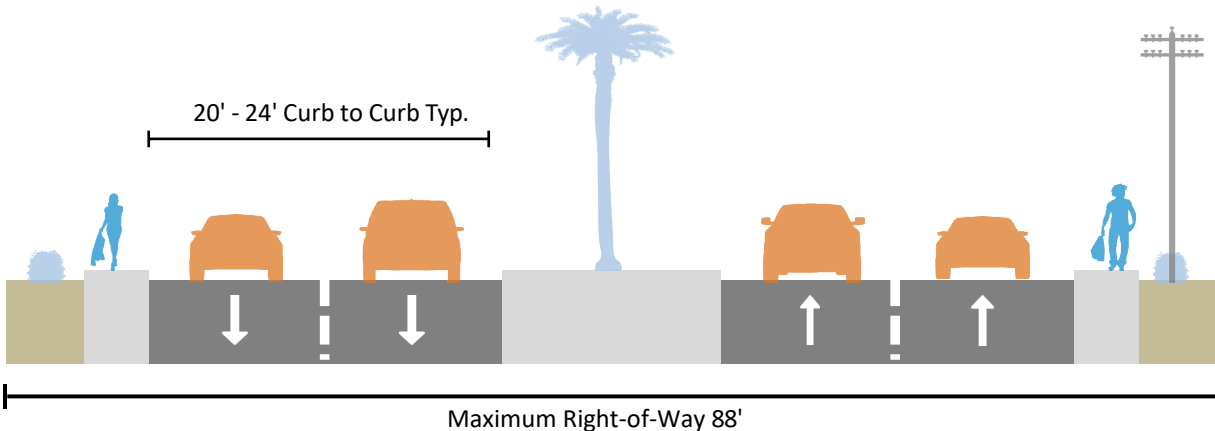
Secondary Thoroughfare (4-lane undivided)



Secondary Thoroughfare (4-lane undivided with bike lanes)



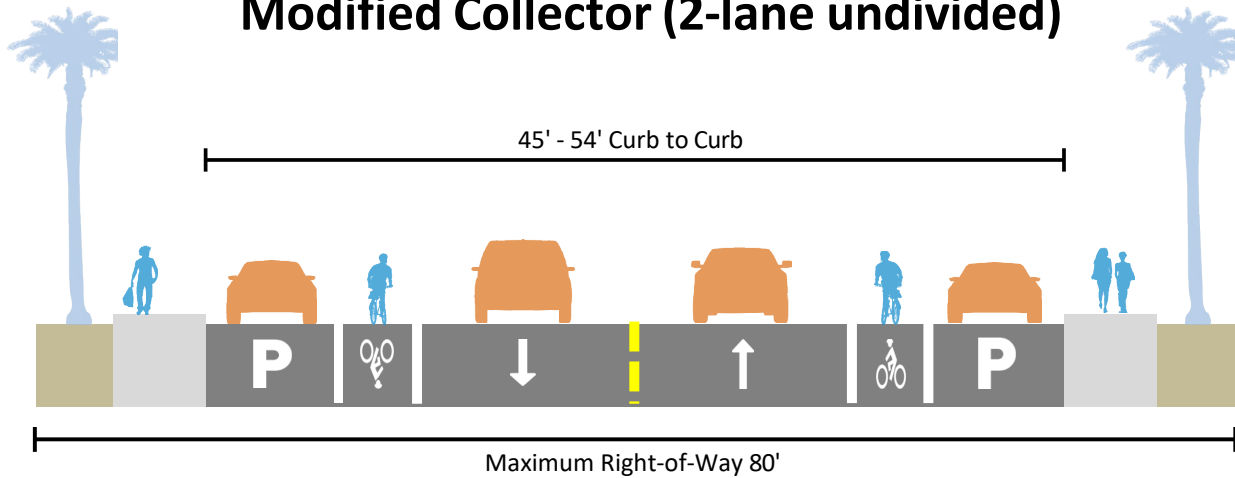
Secondary Thoroughfare (4-lane divided)



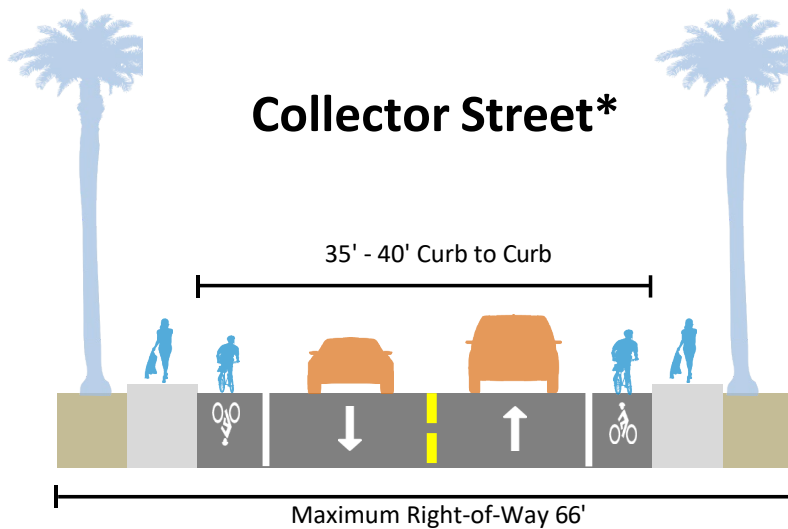
Typical Roadway Attributes								
Classification	Sub Classification	Max. Right of Way	Travel Lane	Parking Lane	Median	Bike Lane	Sidewalk	Parkway
Secondary Thoroughfare	(4-lane undivided)	88'	10'-12'	7.5'-8'	12'-14'	5'-7'	5' Min.	Var.
	(4-lane undivided with bike lanes)	88'	10'-12'	7.5'-8'	12'-14'	5'-7'	5' Min.	Var.
	(4-lane divided)	88'	10'-12'	7.5'-8'	12'-14'	5'-7'	5' Min.	Var.

Figure 4-2: Roadway Cross Sections

Modified Collector (2-lane undivided)

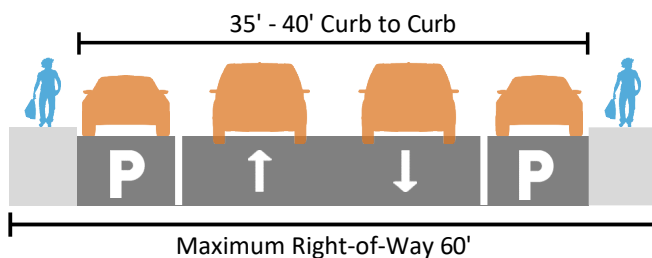


Collector Street*

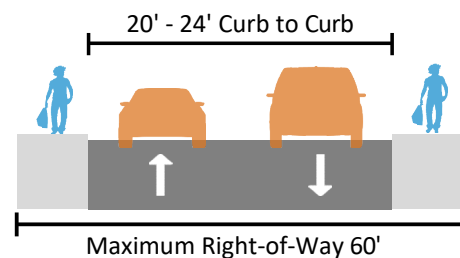


*Collector streets may not always have sidewalk present due to right of way constraints

Local Street with parking



Local Street without parking



Typical Roadway Attributes

Classification	Sub Classification	Max. Right of Way	Travel Lane	Parking Lane	Median	Bike Lane	Sidewalk	Parkway
Modified Collector	(2-lane undivided)	88'	10'-12'	7.5'-8'	-	5'-7'	5' Min.	Var.
Collector		66'	10'-12'	7.5'-8'	-	5'-7'	5' Min.	Var.
Local		60'	10'-12'	7.5'-8'	-	5'-7'	5' Min.	Var.